






SAFE OPERATING PROCEDURES

Granulator (Regrinder)

DO NOT use this machine unless you have been instructed in its safe operation and have been given permission.

	Safety glasses must be worn at all times in work areas.		Long and loose hair must be contained.
	CSA approved footwear must be worn at all times in work areas.		Hearing protection may be required for some operations
	Caution – crush and cutting hazards		

PRE-OPERATIONAL SAFETY CHECKS

1. Check the vicinity of the machine to ensure there are no slip/trip hazards.
2. Be aware of other personnel in the immediate vicinity and ensure the area is clear before using equipment.
3. Familiarise yourself with and check all machine operations and controls.
4. Faulty equipment must not be used. Immediately report issues or suspect machinery to your instructor.

OPERATIONAL SAFETY CHECKS

1. Instructor to approve all feed material.
2. Do not feed anything >60cm in length, or of fibrous nature.
3. Never insert hands in hopper.
4. Never operate unless fully assembled with all guards and interlocks in place.
5. Never allow metal or material other than plastic scrap to be introduced into the cutting chamber.
6. Disconnect from mains and lockout prior to servicing.

HOUSEKEEPING (Mains power OFF)

1. Vacuum dust and granulate from hopper curtains, feed throat, lower hopper, cutting chamber screen and cradle.
2. Use soft drift only (brass, aluminium) to clear screen.
3. Remove and clean collection bin and bin compartment.

POTENTIAL HAZARDS

- Rotating blades
- Pull-in hazard
- Slip hazards if granulate spilled on floor
- Crush and pinch points.

This SOP does not necessarily cover all possible hazards associated with the machine and should be used in conjunction with other references It is designed to be used as an adjunct to teaching Safety Procedures and to act as a reminder to users prior to machine use.